


FIELD TILE



Champagne



Pearl



Windswept



Mosaic (Windswept shown)



Shown: Pearl 20x20

SPECIFICATIONS

Application	Floor & Backsplash
Visual	Vintage Marbleized Honed Stone
Type	H.D.I.T Porcelain
Slip Resistance	OSHA
PEI Rating	4
Frost Resistance	Yes
Shade Variation	Moderate/High




V3

SIZES




20x20 Floor




12x24 Floor



13x13 Floor



3x13 Floor Bullnose



2x2 Mosaic
13x13 Sheet



6x6*

*Square edge, cut-to-size.

Note: Manufacturer does not recommend installing large format rectangular tile using a staggered brick/running bond grout joint pattern. Joint locations can be random and should be positioned to be no less than 30% of the length of the adjacent tile (<30%). Alternating joints, straight-lay, 1/3 and less or herring bone patterns are acceptable with a grout size to be no less than 1/8" (>1/8").